




TitanHQ™
Safe Titan

E-Learning Catalogue



Overview

SafeTitan's course content is varied in medium and is constantly expanding as an ongoing part of the annual subscription. Clients, however, are not only limited to SafeTitan's content, with the ability to upload their own content (Upload Content Add on Subscription) and the ability to licence 3rd Party content (Additional Subscription) through our partners Ninjio Security Training Videos and Intuition's Compliance Training Courses. This document provides an overview of current and planned training offerings



Contents

Featured	1
01. Security Awareness	2
02. Data Protection	3
03. Social Engineering	6
04. Email Security	8
05. Authentication	11
06. Web Security	12
07. Malware	14
08. Mobile/Removable Devices	15
09. Working Remotely	16
10. IT Security Professionals	17
11. C-Suite	20
12. People Matter	21

NOTICE: The information in this document is considered commercially sensitive, confidential and proprietary by the sender and is for use by the addressee only. Any use, exploitation, commercialization, disclosure, reproduction, modification or distribution of this document, or any part thereof, other than by the intended recipient for the intended use, is strictly prohibited.

C-Suite/Trends Series


The C- Suite and Trends series provide overviews of the cyber security threats facing executives today and give tips on how to combat these attacks. These videos are regularly updated to provide current best practices.



Stay Safe From Whaling

Covers tips for company executives to stay safe from phishing or other forms of attacks.

[View Demo](#)



Stay Safe While Working From Home

Covers the tips for staying safe while working from home.

[View Demo](#)



Stay Safe While Working on the Move

Covers the tips for keeping your data safe while outside your office.

[View Demo](#)



Stay Safe by Reporting Security Incidents

Covers the tips for reporting security incidents and steps to follow.

[View Demo](#)



Stay Safe with Strong Passwords

Covers easy tips to follow to better protect yourself with a strong password.

[View Demo](#)




Social Engineering Trends

Covers the new social engineering tactics being used by cyber criminals and the scams to look out for in the coming year.

[View Demo](#)

Gamified

Interactive and gamified courses which present information on cyber security threats through scenarios. Users can learn by applying secure practices in a safe simulated environment. Ideal for promoting ongoing awareness.



Cyber Attack

Covers the factors that are influencing current cyber security threats and places you in cyber attack scenarios to teach you how best to respond.


[View Demo](#)



Working Remotely

Provides real world advice on how to keep your information safe while working remotely. Relayed through a variety of characters and scenarios.

[View Demo](#)



Online Security Health Check

eLearning quiz which randomly draws 10 questions from a bank of interactive, gamified questions. At the end learners are presented with their score and advice based on that score.

[View Demo](#)

Featured

01. Security Awareness

Security Awareness Explored Recently Added!

This video explores the cybersecurity landscape, explaining the tactics used by cybercriminals and providing expert guidance on how to protect yourself from cyber attacks.

Categories: Data Protection; Email Security; Malware Awareness; Mobile Device Security; Working Remotely; Social Engineering; Web Security; Authentication; Removeable Media Security;

[View Demo](#)

Objective: Learn

Format:

Explainer video:
motion graphics



Bridge to Titan Coming Soon!

Explore the galaxy and protect your ship from space pirates by employing cyber security knowledge and concepts in this game based learning with branching scenarios.

Categories: Email Security; Malware Awareness; Multi-factor Authentication; Incident Response; Social Engineering; Web Security; Authentication; Spoofing;

Objective: Apply

Format:

Interactive
gamified course



Online Security Health Check Recently Added!

eLearning quiz which randomly draws 10 questions from a bank of 110. At the end learners are presented with their score and advice based on that score.

Categories: Email Security; Mobile Device Security; Phishing; Ransomware; Social Engineering; Web Security; Working Remotely; Authentication; Passwords; Data Protection; Social Media; WIFI Security;

[View Demo](#)

Objective:

Assess

Format: Quiz



Security Awareness Trends New!

Covers the trending threat vectors used by cyber-criminals and provides insights on what to watch out for in the coming year.

Categories: Data Protection; Human Firewall; Data Breaches; Incident Response;

[View Demo](#)

Objective:

Trends

Format:

Explainer video:
motion graphics



02. Data Protection

California Consumer Privacy Act (CCPA)

Discover what CCPA means for you and your organization.

Categories: CCPA; Data Protection;

Objective: Learn

Format:
Interactive
presentation



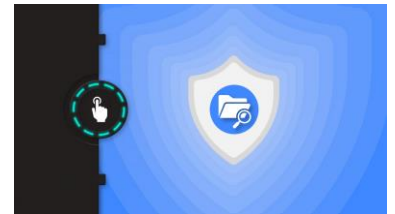
Data Protection (HIPAA)

The course helps the learners understand what data is and recognize the need to protect data and also explores the data protection regulation and features of HIPAA in the United States.

Categories: Data Protection; HIPAA;

Objective: Learn

Format:
Interactive
presentation



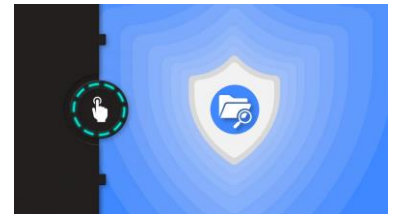
Data Protection (inc GDPR)

The course helps the learners understand what data is and recognize the need to protect data and also examines the data protection regulations in Ireland.

Categories: GDPR; Data Protection;

Objective: Learn

Format:
Interactive
presentation



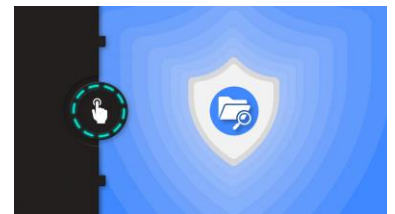
Data Protection (South Africa) (inc PoPI Act)

The course helps the learners understand what data is and recognize the need to protect data and also covers the features of the POPI Act in South Africa.

Categories: Data Protection; PoPI;

Objective: Learn

Format:
Interactive
presentation



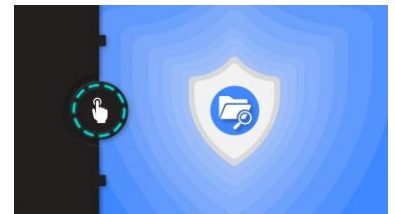
Data Protection (UK)

The course helps the learners understand what data is and recognize the need to protect data. The course also covers the purpose and eight principle's of the UK's Data Protection Act 1998.

Categories: Data Protection;

Objective: Learn

Format:
Interactive
presentation



Data Protection Act – Kenya

The course helps the learners understand what data is and recognize the need to protect data and also the features of Kenya's new data protection regulation and consequences for non-compliance to the Data Protection Act.

Categories: Data Protection;

Objective: Learn

Format:
Interactive presentation



Data Protection Explored New!

Explores the concept of data protection and why it's necessary, and covers the security awareness techniques and legal regulations which can help you protect your data.

Categories: Data Protection; Social Media; Web Security; Data Breaches; Privilege Access; Third Party Cookies; Access Control;

[View Demo](#)

Objective: Learn

Format:
Explainer video:
motion graphics




General Data Protection Regulation (GDPR)

The course helps the learners understand what data is and recognize the need to protect data. The course also covers the General Data Protection Regulation (GDPR).

Categories: GDPR; Data Protection;

Objective: Learn

Format:
Interactive presentation



How to Protect Your Data

Protect confidential data with these practical, easy-to-follow security tips.

Categories: Data Protection; Web Security; WIFI Security; Physical Security; Authentication; Passwords; Multi-factor Authentication; Removeable Media Security;

Objective: Learn

Format:
Interactive presentation



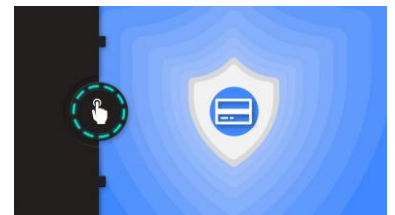
Introduction to PCI DSS

The course outlines the purpose, importance, criteria and requirements for PCI DSS compliance.

Categories: PCI DSS; Data Protection;

Objective: Learn

Format:
Interactive presentation




Data Protection Applied Coming Soon!

Provides practical guidance on how you can protect your personal and company data from cyber-criminals, inadvertent disclosure and targeted marketing.

Categories: Data Protection; Social Engineering; Social Media; Web Security; Data Breaches; Privilege Access; Third Party Cookies; Access Control;

Objective: Apply

Format:
Interactive presentation



Data Protection Guide Coming Soon!

Combines the Explored and Applied data protection courses into one module for easy assignment and completion tracking.

Categories: Data Protection; Social Engineering; Social Media; Web Security; Data Breaches; Privilege Access; Third Party Cookies; Access Control;

Objective: Apply

Format:
Interactive
presentation



Handling Confidential Data Standards

Video explains how to handle confidential data from work.

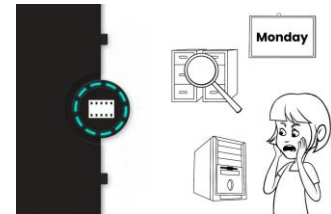
Categories: Data Protection; Human Firewall; Working Remotely; Email Security;

Objective:

Microlearning

Format:

Explainer video:
whiteboard
animation



03. Social Engineering

What is Social Engineering

Step into the mind of a social engineer to understand how they target victims.

Categories: Social Engineering; Phishing; Tailgating; Pretexting; Physical Security; Human Firewall;

Objective: Learn

Format:
Interactive presentation



Social Engineering Part 1

The course covers how to identify the real-world Social Engineering attacks that staff are likely to experience in the form of interactive scenarios, allowing learners to engage in, experience and respond to attacks.

Categories: Social Engineering; Phishing; Tailgating; Pretexting; Physical Security; Human Firewall; Spoofing;

Objective: Apply

Format:
Interactive gamified course



Social Engineering Part 2

Continuation to Social Engineering 1, this module covers an additional four social engineering attacks.

Categories: Social Engineering; Phishing; Tailgating; Pretexting; Physical Security; Human Firewall; Spoofing;

Objective: Apply

Format:
Interactive gamified course



Clean Desk

Video explains the importance of keeping confidential documents safe and not leave items on your office desk

Categories: Clean Desk; Physical Security; Social Engineering;

Objective:

Microlearning
Format:
Explainer video:
live action



Shoulder Surfing

Video explains why not to share confidential information with people who are not authorized.

Categories: Physical Security; Social Engineering;

Objective:

Microlearning
Format:
Explainer video:
live action



Staying safe from identity theft

Explains how to stay safe from identity theft.

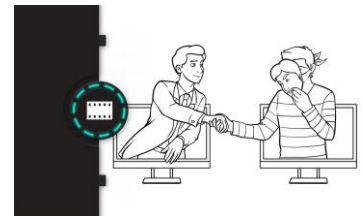
Categories: Social Engineering; Data Protection;

Objective:

Microlearning

Format:

Explainer video:
whiteboard
animation



Staying safe when starting a new job

Explains how to stay safe when starting a new job.

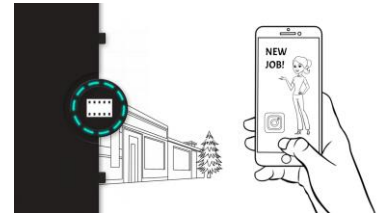
Categories: Social Engineering; Passwords;

Objective:

Microlearning

Format:

Explainer video:
whiteboard
animation



Tailgating

Video explains what is tailgating and how to prevent it.

Categories: Physical Security; Social Engineering; Tailgating;

Objective:

Microlearning

Format:

Explainer video:
live action



Social Engineering Trends New!

Covers the new social engineering tactics being used by cyber criminals and the scams to look out for in the coming year.

Categories: Social Engineering; Phishing; Tailgating; Pretexting; Physical Security; Human Firewall; Spoofing;

[View Demo](#)

Objective:

Trends

Format:

Explainer video:
motion graphics



04. Email Security

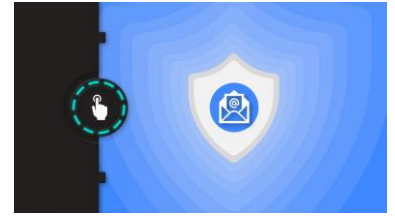
CEO Fraud - BEC Retiring Soon!

Explains what is CEO Fraud /BEC and how to identify such scams.

Categories: Business Email Compromise; CEO Fraud; Email Security; Phishing; Spear Phishing;

Objective: Learn

Format:
Interactive presentation



Email Security Explored Recently Added!


Explainer video that explores the tactics cybercriminals use to exploit email communication and the dangers of sending emails to unintended recipients.

Categories: Email Security; Phishing; Spear Phishing; Whaling; CEO Fraud; Business Email Compromise; Spoofing;

[View Demo](#)

Objective: Learn

Format:
Explainer video:
motion graphics



How to Protect Yourself Against Phishing Attacks

Safeguard your valuable information from malicious scammers.

Categories: Phishing; Spear Phishing; Whaling; Email Security; Business Email Compromise; CEO Fraud; Smishing; Vishing; Malware Awareness;

Objective: Learn

Format:
Interactive presentation



Cyber Attack

Cyber Attack is a gamification course that covers the factors that are influencing the current cyber security threats.

Categories: Social Engineering; Phishing; Malware Awareness; Web Security; WIFI Security; Email Security; Spoofing;

[View Demo](#)

Objective: Apply

Format:
Interactive gamified course




Email Security Retiring Soon!

This course explores samples of phishing emails and tests your ability to spot the warning signs of a phishing attack.

Categories: Email Security; Phishing;

Objective: Apply

Format:
Interactive gamified course



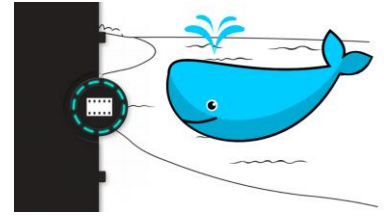
Anatomy of a Whaling Attack **Recently Added!**

Video telling the true story of a real world whaling cyber-attack.

Categories: Email Security; CEO Fraud; Ransomware; Whaling; Spear Phishing; Business Email Compromise; Spoofing;

[View Demo](#)

Objective:
Microlearning
Format:
Explainer video:
whiteboard
animation



CEO Fraud - Business Email Compromise

Video explains what is CEO Fraud /BEC and how to identify such scams.

Categories: CEO Fraud; Business Email Compromise; Email Security; Phishing; Whaling; Spear Phishing; Spoofing;

Objective:
Microlearning
Format:
Explainer video:
whiteboard
animation

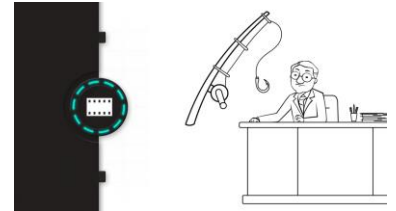


Clues for spotting a phishing attack

Explains how to spot a phishing attack.

Categories: Phishing; Spear Phishing; Whaling; Email Security;

Objective:
Microlearning
Format:
Explainer video:
whiteboard
animation

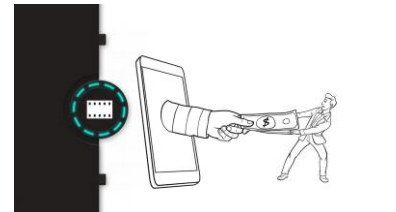


Clues for spotting business email compromise attacks

Explains how to spot business email compromise attacks.

Categories: Business Email Compromise; CEO Fraud; Email Security; Phishing; Spear Phishing; Whaling;

Objective:
Microlearning
Format:
Explainer video:
whiteboard
animation



Email Communication Standards

This video covers the workplace standards which all employees should apply when using company email.

Categories: Email Security;

Objective:
Microlearning
Format:
Explainer video:
whiteboard
animation



Malicious Attachments Standards

Video explains how malicious attachments are delivered through email.

Categories: Malware Awareness; Email Security; Phishing; Spyware;

Objective:
Microlearning
Format:
Explainer video:
live action



Phishing Video Training

Video explaining phishing email

Categories: Phishing; Email Security; Social Engineering;

Objective:

Microlearning

Format:

Explainer video:

live action



Spear Phishing Standards

Video explains how hackers use your habits and hobbies to carry out phishing attacks

Categories: Phishing; Spear Phishing; Email Security; Social Engineering;

Objective:

Microlearning

Format:

Explainer video:

whiteboard animation



Staying safe from whaling attacks

Explains how to stay safe from whaling attacks.

Categories: Whaling; Phishing; Email Security; Spear Phishing;

[View Demo](#)

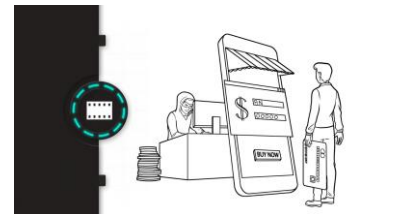
Objective:

Microlearning

Format:

Explainer video:

whiteboard animation



Phishing Trends New!

Covers the newest trends in phishing attacks and provides guidance on what to look out for in the future.

Categories: Email Security; Data Breaches; Human Firewall; Malware Awareness; Phishing; Attachments; Spoofing;

[View Demo](#)

Objective:

Trends

Format:

Explainer video:

motion graphics



05. Authentication

Authentication Explored Recently Added!

Explores the history of user authentication and password hacking. Provides guidance on how to create a strong password, and illustrates the benefits of password managers and multifactor authentication.

Categories: Access Control; Data Protection; Passwords; Social Engineering; Authentication; Data Breaches; Human Firewall; Multi-factor Authentication;

[View Demo](#)

Objective: Learn

Format:

Explainer video:
motion graphics



Password Protection Retiring Soon!

The course helps the learners understand the importance of strong passwords, how to create a strong password, why passphrases are better than passwords and how to manage multiple passwords.

Categories: Passwords; Authentication;

Objective: Apply

Format:

Interactive
presentation



Password Handling

Video explains the importance of having different passwords for different accounts.

Categories: Passwords; Authentication; Physical Security;

Objective:

Microlearning

Format:

Explainer video:
live action



Password Security Training

Video explains the importance of having strong passwords.

Categories: Passwords; Authentication; Multi-factor Authentication; Human Firewall;

Objective:

Microlearning

Format:

Explainer video:
live action



Staying safe with a strong password

Explains how to stay safe by using strong passwords.

Categories: Passwords; Authentication; Multi-factor Authentication;

Objective:

Microlearning

Format:

Explainer video:
whiteboard
animation



Password Trends New!

Reveals the most popular passwords in use today and common mistakes people make when creating them.

Categories: Multi-factor Authentication; Passwords; Authentication;

[View Demo](#)

Objective:

Trends

Format:

Explainer video:
motion graphics



06. Web Security

Online Security Fundamentals

This course reviews best practices for online safety in a variety of settings.

Categories: Web Security; WIFI Security; Incident Response; Social Media; HTTPS;

Objective: Learn

Format:
Interactive presentation



Stay Safe Online Top Tips for Staff

The course developed for National Cyber Security Centre covers the top points on how the staff can stay safe online. The course is divided into two sections learning section and the knowledge check.

Categories: Web Security; HTTPS; WIFI Security; Spoofing;

Objective: Learn

Format:
Interactive presentation



Social Media Security

The course identifies how to recognize the main social media security risks and the best ways to stay secure when using social media.

Categories: Social Media; Web Security; Social Engineering;

Objective: Apply

Format:
Interactive presentation




Web Security Retiring Soon!

The course helps the learners understand the three basic components of an URL, the difference between HTTP and HTTPS, the purpose and risks of shortened URLs, and understand the subdomains and how to check URLs.

Categories: Web Security; HTTPS;

Objective: Apply

Format:
Interactive presentation



HTTP Standards

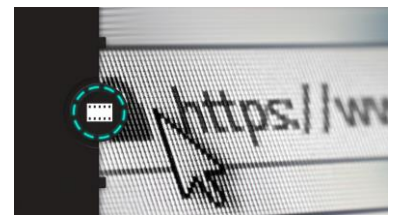
Video explains the importance of using HTTPS protocol while browsing the web.

Categories: HTTPS; Web Security;

Objective:

Microlearning

Format:
Explainer video:
live action



Staying Safe from Man in the Middle Attacks New!

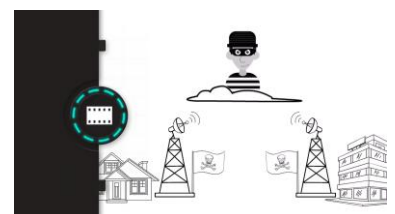
The video explains how to stay safe from man in the middle attacks.

Categories: Web Security; Human Firewall; HTTPS;

Objective:

Microlearning

Format:
Explainer video:
whiteboard
animation



Staying Safe from Pop-ups **New!**

The video explains the dangers associated with pop-ups.

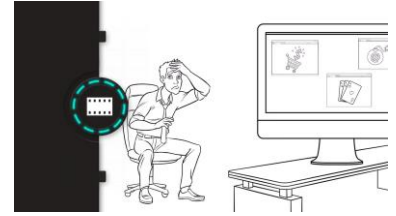
Categories: Web Security; Malware Awareness; HTTPS; Human Firewall;

Objective:

Microlearning

Format:

Explainer video:
whiteboard
animation



Staying safe when banking online

Explains how to stay safe when banking online.

Categories: Web Security; Mobile Device Security; HTTPS; Human Firewall;

View Demo

Objective:

Microlearning

Format:

Explainer video:
whiteboard
animation



Staying safe when shopping online

Explains how to stay safe when shopping online.


Categories: Web Security; HTTPS; Human Firewall;

Objective:

Microlearning

Format:

Explainer video:
whiteboard
animation



Staying safe when using social media

Explains how to stay safe when using social media.

Categories: Social Media; Web Security; Social Engineering; Human Firewall;

View Demo

Objective:

Microlearning

Format:

Explainer video:
whiteboard
animation



07. Malware

Keyloggers Recently Added!

Keyloggers can track every keystroke entered into your computer or mobile device. This short video provides an overview of the types of keyloggers being used by cyber criminals and guidance on how to keep yourself and your devices safe.

Categories: Physical Security; Spyware; Removeable Media Security; Malware Awareness; WIFI Security;

Ransomware

Video explains how to stay safe from ransomware.

Categories: Ransomware; Malware Awareness; Email Security; Web Security;

Spyware

Video explains what is spyware and how it affects a person.

Categories: Spyware; Malware Awareness;

Malware Trends New!

Covers the new types of malware introduced last year and how to keep your devices safe from malware going forward.

Categories: Malware Awareness; Ransomware; Data Breaches; Third Party Apps;

Objective:

Microlearning

Format:

Explainer video:
live action



Objective:

Microlearning

Format:

Explainer video:
live action




Objective:

Microlearning

Format:

Explainer video:
whiteboard
animation



Objective:

Trends

Format:

Explainer video:
motion graphics



08. Mobile/Removable Devices

Mobile Device Security **Retiring Soon!**

In this module, the learners will be able to identify the security risks for mobile devices and how to keep the mobile devices and the data in them secure.

Categories: Mobile Device Security; Working Remotely;

Objective: Learn

Format:
Interactive presentation



Cyber Security When Out Of the Office **Retiring Soon!**

The course covers how to secure your devices and keeping the data secure while travelling or working remotely.

Categories: Mobile Device Security; WIFI Security;

Objective: Apply

Format:
Interactive presentation



Mobile Device Security Applied **Recently Added!**

This gamified course explains the threats posed by mobile devices and provides expert guidance on how to combat those threats

Categories: Mobile Device Security; Physical Security; Working Remotely; WIFI Security; Access Control; Social Media; Removeable Media Security; Third Party Apps;

[View Demo](#)

Objective: Apply

Format:
Interactive gamified course



Removable Media

Video explains the importance of treating all external data storage devices as potentially dangerous.

Categories: Removeable Media Security; Pretexting; Social Engineering; Mobile Device Security;

Objective:

Microlearning

Format:
Explainer video:
live action



Staying Safe from Smishing **New!**

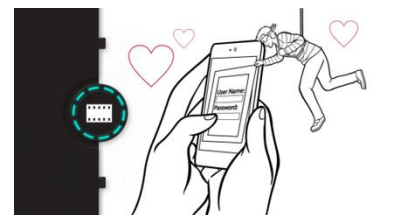
Explains how to stay safe from SMS phishing attacks.

Categories: Mobile Device Security; Phishing; Malware Awareness; Social Engineering; Smishing;

Objective:

Microlearning

Format:
Explainer video:
whiteboard animation



Staying safe when using your mobile phone

Explains how to stay safe when using your mobile phone.

Categories: Mobile Device Security; WIFI Security;

Objective:

Microlearning

Format:
Explainer video:
whiteboard animation



09. Working Remotely

Working Remotely Recently Added!

Receive practical real world advice on how to keep your information safe while working remotely. This gamified course relays information through a variety of characters and scenarios.

Categories: Working Remotely; Mobile Device Security; Passwords; Physical Security; Multi-factor Authentication; Security Updates; WIFI Security;

Home Wifi Standards

Video explains the importance of keeping Home Wifi Secure.

Categories: WIFI Security; Working Remotely; Web Security; Physical Security; Authentication; Passwords;

Staying safe when working from home or on the move

Explains how to stay safe when working from home or on the move.

Categories: Working Remotely; WIFI Security; Removeable Media Security; Mobile Device Security; Human Firewall;

Staying safe while using public wi-fi

Explains how to stay safe when using public Wi-Fi.

Categories: WIFI Security; Working Remotely; Human Firewall; Spoofing;

WiFi Standards

Video explains the risk of using open wifi.

Categories: WIFI Security; Web Security; Working Remotely;

View Demo

Objective: Apply

Format:
Interactive gamified course



Objective:

Microlearning


Format:
Explainer video:
whiteboard animation



Objective:

Microlearning

Format:
Explainer video:
whiteboard animation



Objective:

Microlearning

Format:
Explainer video:
whiteboard animation



Objective:

Microlearning

Format:
Explainer video:
live action



10. IT Security Professionals

Firewall Management

The course explains on how to manage firewall and identify the issues to look out for.

Categories: Firewall; Web Security;

Objective: Learn

Format:
Interactive
presentation




Handling Security Incidents

The course covers the importance of having an advanced plan to handle the security incidents that may occur for every business.

Categories: Incident Response;

Objective: Learn

Format:
Interactive
presentation



Malware Protection

The course provides awareness to learners on how to protect their systems from malware attacks/malicious software. The course covers three common forms of malware protection for computing devices.

Categories: Malware Awareness; Ransomware;

Objective: Learn

Format:
Interactive
presentation




Passwords - 3 Random Words

Provides best practice guidance for creating passwords.

Categories: Passwords; Authentication; Multi-factor Authentication;

Objective: Learn

Format:
Interactive
presentation



Pretexting New!

Shows different pretexting scenarios, how the victim is manipulated in each and how to avoid becoming the victim of a pretexting attack.

Categories: Social Engineering; Pretexting; Physical Security; Passwords; Spoofing;

Objective: Learn

Format:
Interactive
presentation



Safe Web Browsing

At the end of the course you will be able to explain how to browse the web safely.

Categories: Web Security; HTTPS; Spoofing;

Objective: Learn

Format:
Interactive
presentation



Scanning and Reporting Vulnerability Assessments

The course takes you through the steps that are involved in carrying out a vulnerability assessment

Categories: Incident Response; Vulnerability Assessments;

Objective: Learn

Format:
Interactive
presentation



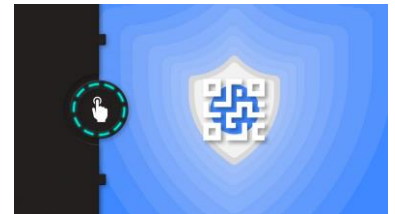
Secure Coding Part 1

The course covers the introduction to secure coding principles, authentication and authorization

Categories: Coding; Secure Development;

Objective: Learn

Format:
Interactive
presentation



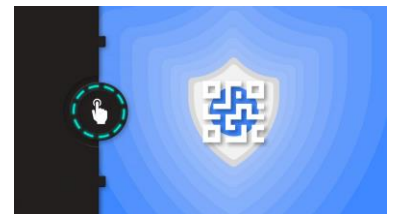
Secure Coding Part 2

Continuation to Secure coding part 1, this course covers the three coding principles, session management, I/O Handling and error handling.

Categories: Coding; Secure Development;

Objective: Learn

Format:
Interactive
presentation



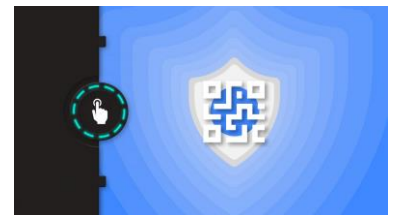
Secure Coding Part 3

Continuation to Secure coding 1 & 2, this course includes Logging, Cryptography and web services Security

Categories: Coding; Secure Development;

Objective: Learn

Format:
Interactive
presentation




Secure Configuration

By the end of this course we will be able to identify the main considerations in implementing a secure configuration.

Categories: Firewall; Secure System Configuration;

Objective: Learn

Format:
Interactive
presentation



Security Update Management

The course will help to explain how wide ranging a security update management strategy needs to be.

Categories: Security Updates; Patch Management;

Objective: Learn

Format:
Interactive
presentation



User Access Control and User Privileges

The course covers the importance of having controls over what employees and system administrators can access and do on the corporate network. It also explains the Principle of Least Privilege(PoLP) and how POLP works in practice.

Categories: Access Control; Privilege Access;

Objective: Learn

Format:
Interactive
presentation



11. C-Suite

Stay Safe by Reporting Security Incidents **New!**

The module covers the tips for reporting security incidents and steps to follow.

Categories: Incident Response; C-Suite Stay Safe Series; Data Breaches;

[View Demo](#)

Objective: Learn

Format:

Explainer video:
motion graphics



Stay Safe From Whaling **New!**

The module covers tips for company executives to stay safe from phishing or other forms of attacks.

Categories: Phishing; Whaling; Social Engineering; C-Suite Stay Safe Series; Spear Phishing;

[View Demo](#)

Objective: Learn

Format:

Explainer video:
motion graphics



Stay Safe While Working From Home **New!**

The module covers the tips for staying safe while working from home.


Categories: Working Remotely; WIFI Security; Removeable Media Security; C-Suite Stay Safe Series;

[View Demo](#)

Objective: Learn

Format:

Explainer video:
motion graphics



Stay safe while working on the move **New!**

The module covers the tips for keeping your data safe while outside your office.

Categories: Mobile Device Security; Working Remotely; WIFI Security; Social Engineering;

[View Demo](#)

Objective: Learn

Format:

Explainer video:
motion graphics



Stay Safe With Strong Passwords **New!**

The module covers easy tips to follow to better protect yourself with a strong password.

Categories: Passwords; C-Suite Stay Safe Series; Authentication; Multi-factor Authentication;

[View Demo](#)

Objective: Learn

Format:

Explainer video:
motion graphics



12. People Matter

People Matter – Digital Empathy

'Digital Empathy' with Sian John, Director, SCI Strategic Growth Business Development Microsoft

Categories: People Matter Webinar Series;

Objective: Learn

Format:
Recorded
webinar



People Matter – Human Factors in Security

Building emotional engagement within your company' with Liz Murray, Security Education & Awareness Lead at FNZ

Categories: People Matter Webinar Series;

Objective: Learn

Format:
Recorded
webinar



People Matter – Security Awareness

From theory to practice and doing more with less' with Charlie Powditch, Head of Security Education and Awareness at Willis Towers Watson

Categories: People Matter Webinar Series;

Objective: Learn

Format:
Recorded
webinar



People Matter - Security, resilience and innovation

From theory to practice and doing more with less' with Charlie Powditch, Head of Security Education and Awareness at Willis Towers Watson

Categories: People Matter Webinar Series;

Objective: Learn

Format:
Recorded
webinar





TitanHQ
SafeTitan

